

Profiles & Accessories





Image	Name	Productnumber
	Coupling unit PH40\B27x1.5\ST - to connect rack PH 40-3 with push-pull tube d. 27 mm	32300100
	Sleeve coupling P26.5	32300200
	Clamping strip, PVC - 2- parts - L=2 m - PU = 100 pcs	91000019
	weld/sleeve coupling P26.5\B5/4\"ST\L44mm\WELI	32300098








Image	Name	Productnumber
	aluminum poly lock profile - L = 6000 mm	89200100
	Weld/sleeve coupling 1" - for 1" - tubular shaft P26.5\B1\L40\WELD	32300103
	Centerclip for centring shaft tube TUS 25-40- 50 pcs.	32300101
	Tower-Roller Plus Set-15 Kg	37023713
	Counter-plate 45x45x5\D09\VZ	32300104

Image	Name	Productnumber
	Tower Roller Plus guide incl. guiding rails cover	37023726
	Tower Roller Plus Guide Rail L=6,0 m	37023712