

## Drive systems


Image	Name	Productnumber
	<b>Wire tightener compact version for roll up</b>	
	PU (Pcs): 1, Version: Sendzimier galvanised	25250060-1
	PU (Pcs): 100, Version: Stainless Steel	25250066
	PU (Pcs): 200, Version: Sendzimier galvanised	25250060
	<b>Cable track</b>	
	Größe:: 10x10, Version:: Startclip	33201100
	Größe:: 10x10, Version:: 204 mm	33201101
	Größe:: 10x10, Version:: Endclip	33201102
	Größe:: 10x10, Version:: 1020 mm	33201103
	Größe:: 10x16, Version:: 204 mm	33201106
	Größe:: 10x16, Version:: Startclip	33201107
	Größe:: 10x16, Version:: Endclip	33201108
	Größe:: 20x20, Version:: 1190 mm	33202020
	Größe:: 20x20, Version:: Endclip	33202022
	Größe:: 20x20, Version:: Startclip	33202051
	Größe:: 20x50, Version:: Startclip	33202021





Image	Name	Productnumber
	Größe:: 20x50, Version:: 1190 mm	33202050
	<b>Mounting bracket for tube motor 10 mm</b>	33100059
	<b>Guiding unit for tube motor RB40 /50/ TGU</b>	33100200
	<b>Guide rail for tube motor</b>	
	Length (mm): 4000	33100104
	Length (mm): 5000	33100105
	Length (mm): 6000	33100106
	Length (mm): 7000	33100107
	<b>FRM50-tube motor-50-12-230</b>	33100052



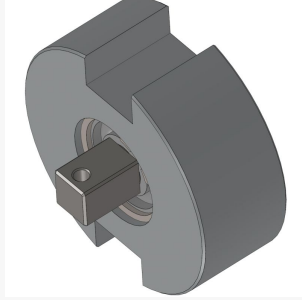

Image	Name	Productnumber
	<b>Roll up bracket for energy chain</b>	33201104
	<b>Tube motor RB50E+3.5 - 230\50\VK10\B50\L772</b>	33100067
	<b>Endguide with bearing for tube motor</b>	
	Version: 50 mm	25250015
	Version: 63 mm	25250016
	<b>Tube motor Ridder RB120-11-44\230\1\50\36 - 230V, 120 Nm</b>	33100120






Image	Name	Productnumber
	<b>Adaptor Tube</b>	24100401
	<b>Tube motor RB50-3.5-13\230\1\50/60\38\16 - 230 V</b>	33100066
	<b>Mounting bracket for tube motor 16 mm</b>	33100064
	<b>RPU 24V\4-20mA\V2\SET</b>	32200027
	<b>Adaptor axle 26</b>	24100402




Image	Name	Productnumber
	<p><b>Motor gearbox RW 245 400-460Volt/3-Phase/3 rpm</b></p>	<p>32435380</p>
	<p><b>Guiding unit for tube motor VK16\L170</b></p>	<p>33100201</p>
	<p><b>Adjusting switch RB50E+ / RB120E+ - Ridder Art. Nr.:772001</b></p>	<p>33100057</p>
	<p><b>Handle (200 mm) for manual gear R8 and R16</b></p>	<p>25000502</p>
	<p><b>Lock EWA 12.2505 / 250 Nm / 400 V - 4,4 rpm - We 06</b></p>	<p>31147725</p>






Image	Name	Productnumber
	<p><b>Telescopic Shaft 1240-1960mm</b></p>	<p>33100000</p>
	<p><b>Manual Gear R9E-TGU for small application - with locking device - 1:8</b></p>	<p>25000507</p>
	<p><b>Manual Gear R17E-TGU for small application - with locking device - 1:16</b></p>	<p>25000501</p>
	<p><b>Manual Gear R41-1P TGU for small application - with locking device - 1:40</b></p>	<p>25000506</p>
	<p><b>Motor gearbox Ridder RW 241-09/400/3/86//IP55</b></p>	<p>32035227</p>

Image	Name	Productnumber
	<p><b>Power drive Lock EWA</b> <b>10.0505 50 Nm 5,6 U/min -</b> <b>Welle 06 400V -</b> <b>12210.0505.06</b></p>	<p>31600506</p>
	<p><b>Lock EWA 12.2505 / 250</b> <b>Nm / 400 V - 4,4 rpm - We</b> <b>66</b></p>	<p>31147728</p>
	<p><b>Tube motor RB40-11-</b> <b>26\230\1\50\38\16 - 230V</b></p>	<p>33100041</p>
	<p><b>Lock EWA 12.1505 / 150</b> <b>Nm / 400 V / 50 Hz / E20 -</b> <b>4,3 rpm - We 66</b></p>	<p>31147731</p>
	<p><b>Motor gearbox Ridder RW</b> <b>245-37\110-115</b></p>	<p>32035224</p>

Image	Name	Productnumber
	<p><b>Adapter for telescope on</b></p>	<p>37023727</p>
	<p><b>Motor gearbox Ridder RW 45-1-09\400\3\97</b></p>	<p>32035229</p>
	<p><b>Motor gearbox Ridder RW403\400-450 Volt - 400- 450 V - 3 Phase / 3 rpm - Ridder Art.-Nr.: 502210</b></p>	<p>32535381</p>
	<p><b>Lock EWA 14.6005 / 600 Nm / 400 V - 4,4 rpm - We 66</b></p>	<p>31140560</p>
	<p><b>Tube motor RB120E+11- 44\230\1\50\44\07</b></p>	<p>33100121</p>

Image	Name	Productnumber
	<p><b>Lock EWA 12.1505 150 Nm / 400 V / 50 Hz / E20 - 4,3 rpm - We 06</b></p>	<p>31147732</p>
	<p><b>Motor gearbox Ridder RW45-3-09\230\1\97</b></p>	<p>32013220</p>
	<p><b>Motor gearbox Ridder RW 45-1-09\230\1\97</b></p>	<p>32035228</p>
	<p><b>Guide unit for tube motors RB120E+\L (changeable)</b></p>	<p>33100202</p>
	<p><b>Motor gearbox Ridder RW 45-5\400-450 Volt</b></p>	<p>32035220</p>

Image	Name	Productnumber
	<p><b>Lock EWA 10.0905 We06 400V END20.20</b></p>	<p>31147730</p>
	<p><b>Tubular motor bracket 50.50 with insert 10x10</b></p>	<p>25250030</p>
	<p><b>EWA 52.2505 Electric drive 250 Nm 4,4 rpm We06 400 V</b></p>	<p>31147753</p>
	<p><b>EWA 52.3505 Electric drive 350 Nm 4,4 rpm We66 400 V</b></p>	<p>31147757</p>
	<p><b>EWA 52.2505 Electric drive 250 Nm 4.4 rpm We66 400V 50Hz</b></p>	<p>31147746</p>

Image	Name	Productnumber
	<p><b>Lock EWA 52.6005 600 Nm 4,4 rpm We66 400 V</b></p>	<p>31147755</p>
	<p><b>EWA 52.3505 Electric drive 350 Nm 4.4 rpm We06 400 V</b></p>	<p>31147752</p>
	<p><b>EWA 52.3505 Electric drive 350 Nm 4,4 rpm We66 400 V</b></p>	<p>31147756</p>
	<p><b>EWA 52.4505 Electric drive 450 Nm 4,4 rpm We06 400 V</b></p>	<p>31147754</p>
	<p><b>Lock EWA 50.1505 150 Nm 4,5 rpm We66 400V 50Hz</b></p>	<p>31147745</p>





Image	Name	Productnumber
 <p>WE 06 WE 66</p>	<p><b>Lock EWA 50.1505 150 Nm 4,5 rpm We66 400V 50Hz Kopie</b></p>	<p>31147749</p>
 <p>WE 06 WE 66</p>	<p><b>EWA 50.0905 Electric drive 90 Nm 4.5 rpm We06 400V 50Hz</b></p>	<p>31147748</p>
 <p>WE 06 WE 66</p>	<p><b>EWA 50.0505 Electric drive 50 Nm 4,5 rpm We06 400V 50Hz</b></p>	<p>31147747</p>
	<p><b>Motor Gearbox RW245- 37/400-450 Fett (Teleskop) Eco / 532259</b></p>	<p>32535384</p>
	<p><b>Strap tensioner set consisting of tensioner and strap holder</b></p>	<p>22000316</p>

Image	Name	Productnumber
	<p><b>Lock EWA 12.1509 / 150 Nm / 400 V - 8,8 rpm. - We 66</b></p>	<p>31147724</p>
	<p><b>Lock EWA / 14.3505 / 350 Nm / 400 V - 4,4 rpm - Welle 66 (6-kant)</b></p>	<p>31147744</p>
	<p><b>Adaptor extended - Tube 27 x 1,5 galvanized</b></p>	<p>24100406</p>
	<p><b>Square gearbox SH40-40\1\WB50 - for roll up tubes - Ridder Art.-Nr. 513000</b></p>	<p>33100060</p>
	<p><b>Protection Cover - 2-parts for RW 45</b></p>	<p>04200311</p>

Image	Name	Productnumber
	<p><b>Protection Cover - 2-parts for RW 200-600</b></p>	<p>04200310</p>
	<p><b>Adaptor - Tube 27 x 1,5</b></p>	<p>24100405</p>
	<p><b>Motor Control Unit RMC400\400\3\0,4-0,6 A</b></p>	<p>35053222</p>
	<p><b>Tube motor control unit Ridder RMC50-115 V\1\3D\3.0</b></p>	<p>35050110</p>
	<p><b>Motor gearbox RW 243 400-460Volt/3-Phase/3 rpm</b></p>	<p>32435381</p>

Image	Name	Productnumber
	<p><b>Adapter extended Tube 1Z x 2,5, 32 x 1,5 galvanized</b></p>	<p>24100407</p>
	<p><b>Tube motor control unit Ridder RMC50- 230V\1\3D\3.0</b></p>	<p>35050220</p>
 <p><small>We 06 Wl. 200 mm Achtung Abbildung mit Welle 06, nicht mit Welle 05</small></p>	<p><b>Lock EWA / 14.3505 / 350 Nm / 400 V - 4,4 rpm 400V - We 06</b></p>	<p>31147743</p>
	<p><b>Adapter for telescopic shaft</b></p>	<p>33100002</p>
	<p><b>Motor gearbox RW603\400-450 Volt - 400- 450 V</b></p>	<p>32435382</p>






Image	Name	Productnumber
	<p><b>Telescopic Shaft 1220 - 1580 mm</b></p>	<p>33100028</p>
	<p><b>Adaptor for tower-roll 63 mm for RW 240</b></p>	<p>37023705</p>
	<p><b>Motor gearbox Ridder RW 241-09\110-115</b></p>	<p>32035223</p>
	<p><b>Guiding unit RB50E+\R RB50 E+ (right)</b></p>	<p>33100058</p>
	<p><b>Motor guide for twin roll up screens - PU = 20 pcs</b></p>	<p>22100200</p>






Image	Name	Productnumber
	<p><b>Motor gearbox RW45-5-09\115\1\60\P\CU\97</b></p>	<p>32015220</p>
	<p><b>Guide unit for tube motor 12 mm Lock - PU = 50 pcs.</b></p>	<p>33100209</p>
	<p><b>Guiding unit RB50E+\L (left)</b></p>	<p>33100056</p>
	<p><b>FRM120-tube motor-120-7-230</b></p>	<p>33100063</p>
 <p>WE 06 WE 66</p>	<p><b>EWA 50.1505 Electric drive 150 Nm 4.5 rpm We06 400V 50Hz</b></p>	<p>31147750</p>



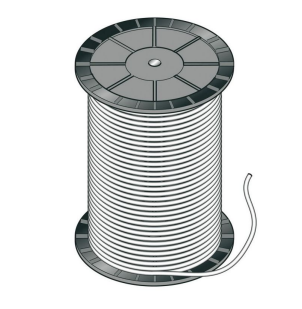

Image	Name	Productnumber
	<p><b>Roll up bracket for energy chain - for RB 50 E+</b></p>	
	<p>Version: Angled</p>	<p>33200099</p>
	<p><b>Hook for manual gear R5, R8, R16</b></p>	<p>25000503</p>
	<p><b>Polyestercord, black - 8 mm</b></p>	<p>93400500</p>
	<p><b>Lock EWA 14.4505 / 450 Nm / 400 V - 4,4 rpm - We 66</b></p>	<p>31147742</p>







Image	Name	Productnumber
	<p><b>Motor gearbox RW402-25/400-450/3/86 - Ridder art.-no. 533400</b></p>	<p>32535385</p>
	<p><b>Tube motor RB50-4.2-14\115\1\60\38\03 - 115 V (USA)</b></p>	<p>33100110</p>
	<p><b>Motor gearbox Ridder RW405\220 Volt - 405 / 220 Volt - 1 Phase / 5,0 U/min - Ridder Art.-Nr.: 502250</b></p>	<p>32515220</p>
	<p><b>Lock EWA 10.0505 230 V 50 Nm - 5,4 rpm - We 06</b></p>	<p>31600518</p>
	<p><b>Motor gearbox RW605-110\400\3\86 - Art.-Nr. 502420</b></p>	<p>32435384</p>

Image	Name	Productnumber
	<b>Manual gear - with sliding guide for rolling plastic film - guide for pipes diameter 27/32/33</b>	25000505